



**Multiple Sewershed Package 17A
Solicitation Number: CO-00413
Job No.: 20-4507**

**ADDENDUM 1
November 18, 2021**

To Bidder of Record:

This addendum, applicable to work referenced above, is an amendment to the bid proposal, plans and specifications and as such will be a part of and included in the Contract Documents. Acknowledge receipt of this addendum by entering the Addendum number and issue date on the space provided in submitted copies of the bid proposal.

QUESTIONS

NO QUESTIONS WERE RECEIVED FOR THIS PROJECT.

CHANGES TO THE PLANS

1. REMOVE Sheet BP-124 dated 10/26/2021 in its entirety and REPLACE with the attached version dated 11/2/2021. The following items were updated:
 - a. The proposed bypass pumping route has been altered and specifying notes have been added reflecting the route agreed to by property owner.

CHANGES TO THE SPECIFICATIONS

1. REMOVE the Special Conditions in its entirety and REPLACE with the attached Special Conditions. The revised version should be used by bidders when submitting a bid for this project. The following items were updated:
 - a. Section SC-4.10: Language has been added to this section requiring the contractor to coordinate construction scheduling with an NEISD representative at 8961 Tesoro Dr (Project Location 124) within 24 calendar days of contract award.
 - b. Section SC-1.3: Spelling of "Criteria" corrected
2. REMOVE the Special Provisions to Technical Specifications in its entirety and REPLACE with the attached Special Provisions to Technical Specifications. The revised version should be used by bidders when submitting a bid for this project. The following items were updated:
 - a. A special provision to SAWS Item 852 "Sanitary Sewer Manholes" has been included in order to remove "Conshield Biotech Armor" from the approved materials listed.

CLARIFICATIONS

1. *CCTV video clips of the existing sewer mains requiring CIPP rehabilitation are being made available for the sole purpose of providing information that may assist bidders in preparing their response to this solicitation. To access these CCTV videos the bidder must complete the attached disclaimer form and email the completed disclaimer form to Roxanne Lockhart (Roxanne.Lockhart@saws.org), who will then provide access to the videos via SAWS FTP site. NOTE: These videos are provided for information purposes only and are not included in the bid documents. The deterioration of these mains and manholes is an ongoing process, so their condition at the time of construction may be substantially different from that shown in the videos.*

END OF ADDENDUM

This Addendum, including these two (2) pages, is twenty-three (23) pages with attachments in its entirety.


Attachments:

Special Conditions (8 pages)

Special Provisions to Technical Specifications (11 pages)

Revised Sheets: (1 page) BP-124

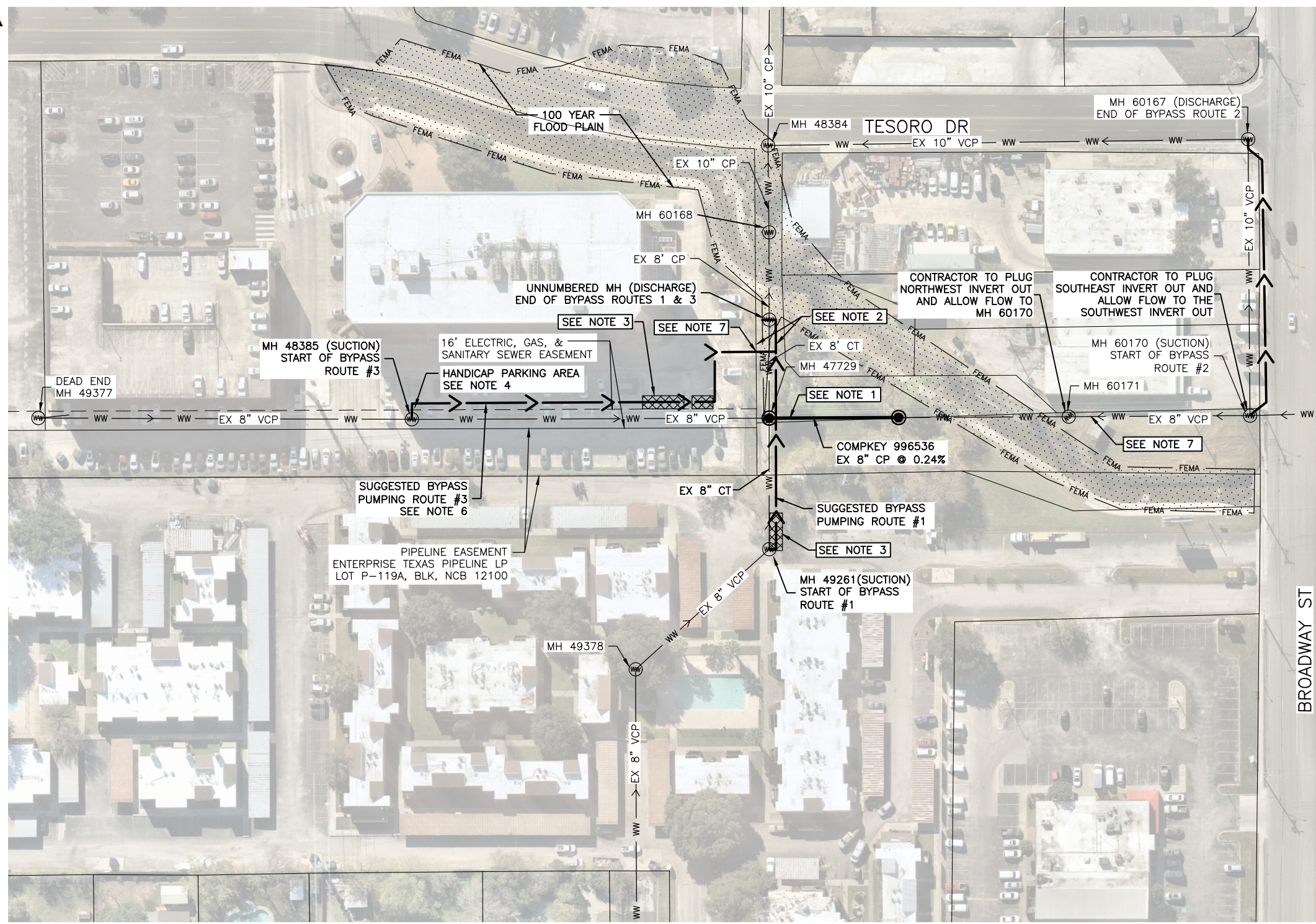
CCTV Video Disclaimer Form (1 page)



11/16/2021

A handwritten signature in blue ink that reads "Alan D. Swartz".


Alan D. Swartz, PE
Plummer (TBPE No. F-13)



LEGEND

- PROP. SAN. SWR. REHABILITATION LINES
- SUGGESTED BYPASS PUMPING ROUTE
- EXISTING SANITARY SEWER MANHOLE
- STUBOUT
- PROPOSED TRAFFIC RAMP
- REHAB MANHOLE
- FEMA 100 YEAR FLOODPLAIN

- BYPASS PUMPING NOTES:**
1. THE CONTRACTOR SHALL COORDINATE WITH PROPERTY OWNERS FOR BYPASS PUMPING PLAN. CONTRACTOR SHALL PUMP AND HAUL AS NEEDED TO ELIMINATE ANY IMPACTS TO RESIDENTS.
 2. CONTRACTOR SHALL BE RESPONSIBLE FOR SECURING THE BYPASS PUMPING LINES USING A METHOD OR METHODS THAT DISCOURAGE MOVEMENT, FLOATATION OR RUPTURING OF THE LINE IF FLOWS ARE ENCOUNTERED IN THE EXISTING STORM SEWER SYSTEM.
 3. PORTIONS OF BYPASSING PIPING WILL REQUIRE ROAD RAMPS OR NEED TO BE BURIED IN ORDER TO MAINTAIN TRAFFIC THROUGH INTERSECTIONS AND ACCESS TO DRIVEWAYS. CONTRACTOR SHALL INDICATE LOCATION OF ROAD RAMPS AND DURATION OF PLACEMENT AS PART OF BYPASS PUMPING AND PHASING PLAN SUBMITTAL.
 4. HANDICAP PARKING SPACES TO BE CLOSED DURING CONSTRUCTION. CONTRACTOR SHALL COORDINATE WITH NORTH EAST ISD TO TEMPORARILY DESIGNATE NEW HANDICAP PARKING SPACES TO REPLACE THE ONES OBSTRUCTED BY BYPASS OPERATIONS DURING CONSTRUCTION.
 5. CONTRACTOR SHALL COORDINATE WITH SAWS TO ENSURE CONSTRUCTION ACTIVITIES DO NOT OVERLAP WITH SAWS JOB NO. 21-5501 MULTIPLE SEWERSHED PACKAGE 17B.
 6. BYPASS ROUTE #3 SHALL TRAVERSE ALONG THE PARKING CURB STOPS AND PARKING SPACES SHALL REMAIN ACCESSIBLE.
 7. BYPASS PIPING TO CROSS UNDER CHAINLINK FENCE AT CONCRETE FLUME.



SITE 124 – PROPOSED BYPASS PUMPING PLAN
COMPKEY 996536
BROADWAY ST EASEMENT
SAWS BLOCK MAP 172614



CONCRETE FLUME UNDER CHAINLINK FENCE

PLUMMER

12500 SAN PEDRO AVE, STE 401 | SAN ANTONIO, TX 78216
210.510.0888 | TPBE REGISTERED FIRM NUMBER F-13

BY

NO. DATE REVISION

MEDEZ ENGINEERING

Registration # F-1470
13856 County Parkway STE 120, San Antonio, Texas 78216
Office: 210.602.6089
www.medezengeering.com

MULTIPLE SEWERSHED PACKAGE 17A
CIPP REHABILITATION
SAWS JOB NO 20-4507

SANITARY SEWER LINE BYPASS PLAN
SITE 124 – BROADWAY ST ESMT

DESIGNED JASIII

DRAWN JASIII

CHECKED MGC

REVIEWED RM

Seq. of

Dwg. No. **BP-124**

0535-017-01

BAR IS HALF INCH ON ORIGINAL DRAWING.
HALF INCH

PRINTED: 11/2/2021 4:44 PM G:\Projects-2020\2020-1 SAWS S50RP PK17 - Plummer\Civil\SAWS-SOC-Pkg17-Site 24 996536 Bypass.dwg

Special Conditions

SC-1.0 SCOPE OF WORK

The San Antonio Water System is soliciting bids for the purpose of retaining a contractor to perform the rehabilitation of existing 8", 10", 12" and 15" SAWS sanitary sewer pipeline facilities using cured-in-place pipe (CIPP) rehabilitation. The scope of the work will also include rehabilitation, adjustment, and replacement of sanitary sewer manhole structures, and reconnection to existing sanitary sewer lateral services. The quantities provided are estimates only. All quantities are estimated in the proposal and it is the intent of the proposal and quantities to establish a fixed unit price for various line items to be paid to the contractor by SAWS during the term of this contract. No change in the unit price will be made, regardless of the actual quantity of the item of work performed during the term of the contract. Additional work involved in the project may require but is not limited to installation, replacement, or removal of sidewalks, curb, driveways, fencing, pavement restoration, topsoil, tree removal, and sodding. A summary list of sites and locations is provided below. Refer to drawing sheets G-010 to G-017 for location maps.

CIPP SITES

LOCATION MAP

| | |
|---|---|
| 1. Site 101 - Briargate Dr Alley | H |
| 2. Site 104 - Callaghan Rd | B |
| 3. Site 105 - Newson Dr Alley | B |
| 4. Site 108 - Gettysburg Rd | B |
| 5. Site 109 - Darwin Dr | I |
| 6. Site 110 -W Craig Place | B |
| 7. Site 111 - Texas Ave | B |
| 8. Site 113 - Willee Dr | D |
| 9. Site 117 - Marconi St | D |
| 10. Site 118 – S Brownleaf St | D |
| 11. Site 119 - W Rhapsody Dr | A |
| 12. Site 121 - Nw Military Hwy Drainage Easement | A |
| 13. Site 124 - Broadway St ESMT | A |
| 14. Site 129 - Waxwood/ Maplewood & Mertz | A |
| 15. Site 131 - Corinne Dr Alley | C |
| 16. Site 140.1 - W Martin St | E |
| 17. Site 140.2 - W Martin St | E |
| 18. Site 141 - Hays St | E |
| 19. Site 143 - Live Oaks St to Chestnut St | E |
| 20. Site 146 - Westlawn Dr Alley | D |
| 21. Site 150 - Westfield Dr & W Military Dr | D |
| 22. Site 152 - Alley Siesta Valley Dr/ Vista Valley Dr & Spur Valley St | J |
| 23. Site 155 - Angel St & S. San Jacinto St | E |
| 24. Site 157 - S Hackberry St | F |
| 25. Site 162 - Conception Ct | E |
| 26. Site 165 - Clark Ave | K |
| 27. Site 166 - Alley Wagner Ave/Whitman Ave & Oconee St | G |
| 28. Site 167 - / Anton Dr Alley | K |
| 29. Site 169 – Lorita Dr | G |

SC-1.1 PROJECT REQUIREMENTS

1. Contractor shall submit a completion report to SAWS when construction is completed. The completion report shall include but not limited to the following:
 - A. Pre and post MPEG-1 format and written to CD/DVD video and video logs.
 - B. Any test and/or submittals specified in this contract documents such as density tests, structural properties, etc. that are required.

SC-1.2 PERFORMANCE TIME

1. PROJECT MILESTONES:
 - A. The full scope of work for this project has been divided into 5 “Project Groups”, or groupings of “Project Locations”. The “Project Locations” assigned to each “Project Group” are defined in the table below. The table below also indicates the number of calendar days allocated for substantial completion and final completion of each “Project Group”, however, final completion of all “Project Locations” shall be achieved in **270** calendar days. The Contractor should take this into consideration when developing their project schedule.

| Project Groups | | | | |
|------------------------------------|--|------------------------------------|------------------------------|-------------------|
| Project Group | Cured-In-Place Pipe Rehabilitation | Substantial Completion Days | Final Completion Days | Total Days |
| Group #1 | 104, 108, 110, 111, 121 | 22 | 30 | 52 |
| Group #2 | 113, 117, 146, 150, 152, 157, 166 | 30 | 30 | 60 |
| Group #3 | 140.1, 140.2, 141, 143, 155, 162, 165, 167 | 32 | 30 | 62 |
| Group #4 | 101, 105, 109, 118, 119 | 19 | 30 | 49 |
| Group #5 | 124, 129, 131, 169 | 17 | 30 | 47 |
| Total Project Calendar Days | | | | 270 |

- B. The Contractor may only have one (1) "Project Group" under construction at a time with up to three (3) "Project Locations" within the "Project Group" under construction concurrently as long as the detour routes do not overlap. The contractor must request and receive written approval to work in additional "Project Locations" from SAWS up to 10 days prior to the anticipated mobilization on site.
- C. After substantial completion has been achieved for a "Project Location" final completion must be completed within 30 days. The Contractor is required to provide the SAWS Inspector and the Engineer final redlines before the "Project Location" can qualify for final completion.
- D. Substantial completion is when all rehabilitation work has been completed, tested, and the sewer system has been accepted for service. Final completion is declared when the final punch list is approved by SAWS, all infrastructure is in the ground, and when final trench repair pavement and surface restoration is completed.
- E. SAWS is in the process of obtaining agreements for access and/or use of "Project Location" 124. Completion of these agreements is anticipated on or before January 25th, 2022. CONTRACTOR shall perform work at sites for which agreements are already executed in accordance with the phasing provided in these contract documents with the understanding that the CONTRACTOR shall not be penalized for performing the work in an order that differs from the phasing plan if caused directly by lack of executed agreements for one or more of the sites in question. As these contract documents are notifying the CONTRACTOR of this scheduling consideration, the CONTRACTOR shall be required to complete all work by the deadlines provided for each site in compliance with Right of Entry documents and other relevant aspects of these contract documents with all work being completed prior to the contract end date based on the original duration provided in these contract documents.
In the event that any agreements are not executed by January 25th, 2022 then the work associated with the site(s) in question may, at OWNER's discretion, be removed from the project via change order. Alternatively, at OWNER's discretion, a time extension may be issued in which the CONTRACTOR is granted additional days to perform work at affected site(s) based on the time allotted to those sites in the baseline schedule. The CONTRACTOR shall not be entitled to any additional monetary compensation for any of the alternatives contemplated in or resulting from this clause.

SC-1.3 SPECIFICATIONS

All work performed shall be in accordance with the Contract Documents and the current San Antonio Water System Specifications for Water and Sanitary Sewer Construction, these Special Conditions, the current Texas Department of Transportation Standard Specification for Construction of Highways, Streets, and Bridges, the current City of San Antonio Standard Specifications for Public Work Construction, City of San Antonio Utility Excavation Criteria Manual, or specifications and requirements of any other governing jurisdiction that may apply.



SC-1.4 PAYMENT

1. As specified in the Contract Documents unit price cost for the items bid shall include all the necessary and incidental work as subsidiary to the bid item, unless specifically called out in the plans or approved by SAWS. Pay items indicating no separate or additional pay for incidental, related, associated or other work will take precedence if in conflict with other pay provisions. If no pay item is included for any stipulated item, it will be considered as subsidiary to other pay items.
2. It is the Contractor's responsibility for the preparation, submittal, and layout of the site-specific submittals, including the Storm Water Pollution Prevention Plan, Traffic Control Plan, the Bypass Pumping Plan, and its approvals at no cost to SAWS. If no pay item is included for any stipulated item, it will be considered as subsidiary to other pay items. There will be no measurement or payment for the Tree Preservation Protection work.

3. All mobilization and remobilization and any other costs associated with these items shall be included in the applicable contract price based on the unit price for the items to which the work pertains. There will be no separate payment for clearing and grubbing or tree pruning.

SC-1.5 PROJECT LOCATIONS

1. Access to easements will require coordination with landowners and their tenants, if any. The Contractor shall coordinate with the Inspector to provide notice to all involved parties at least (3) days in advance of the work and inform all parties when construction will begin. The Contractor shall be responsible for any and all actions or results, intended or not, of any activities the Contractor performs during construction.
2. The Contractor shall be responsible for obtaining Right-of-Entry from affected property owners to enter said property for purposes of construction ingress and egress to and from SAWS facilities and bypass pumping operations. Contractor, at no additional cost, shall repair any physical damage to property resulting from ingress, egress, and bypass pumping operations.
3. The Contractor shall remain within the limits of existing easements or right-of-way for all sites unless a right-of-entry to construct has been obtained for a private property. The contractor is beholden to any and all special conditions of the right-of-entry agreement when accessing or performing work on private property.

SC-2.0 COSA REQUIREMENT

1. Contractor is to follow all COSA requirements for project signage and visible identification when working within COSA R.O.W.
2. Contractor is to follow the COSA requirement for impacted collector or arterial streets, which requires the Contractor to provide a seven (7) day notification by electronic message board before work is to occur. Message board is to remain in place until three (3) days after construction begins. Contractor is also to provide a three (3) day notification to be made by door hanger to impacted residents or businesses.
3. Traffic Control Plans provided are suggested routes only. Contractor shall submit their Traffic Control Plans to COSA for review and approval at no additional cost to SAWS.
4. Contractor shall comply with Standard Specifications for CoSA R.O.W., obtain R.O.W. permits, and conform to the CoSA requirements for impacted streets, project signage and visible identification, driveways, alleys, and any other pertinent items located within the CoSA R.O.W.
5. Contractor shall comply with Standard Specifications for TxDOT R.O.W., obtain R.O.W. permits, and conform to the TxDOT requirements for impacted streets, project signage and visible identification, driveways, alleys, and any other pertinent items located within the TxDOT R.O.W.

SC-3.0 CONSENT DECREE NOTICE PROVISION

The San Antonio Water System ("SAWS"), the United States of America and the State of Texas have entered into a Consent Decree in Civil Action No. 5:13-cv-00666- DAE, United States of America and State of Texas v. San Antonio Water System, in the United States District Court for the Western District of Texas, San Antonio Division (the "Consent Decree"). A copy of the Consent Decree is available at:

<http://www.saws.org/Infrastructure/EPA/download.cfm>

Work performed pursuant to this contract is work that SAWS is required to perform pursuant to the terms of the Consent Decree. In the event of any conflict between the terms and provisions of this Consent Decree Notice Provision and any other terms and provisions of this Contract or the Contract Documents, the terms and provisions of this Consent Decree Notice Provision shall prevail.

A. Retention of documents

Contractor shall retain and preserve all non-identical copies of all documents, reports, research, analytical or other data, records or other information of any kind or character (including documents, records, or other information in electronic form including, but not limited to e-mails) in its or its sub-contractors' or agents' possession or control, or that come into its or its sub- contractors' or agents' possession or control, and that relate in any manner to this contract, or the performance of any work described in this contract (the "Information"). This retention requirement shall apply regardless of any contrary corporate or institutional policy or procedure or legal requirement. Contractor, Contractor's sub-contractors and agents shall retain and shall not destroy any of the Information until such time as Contractor has received written approval from the General Counsel of SAWS that the Information or any part of the Information may be destroyed. Contractor shall, within 30 days after receipt of a written request by SAWS, deliver the Information to SAWS. Contractor shall instruct and require its agents and sub-contractors performing any part of the work described in this contract to comply with the requirements of this paragraph.

B. Notification of events that may cause delay.

If any event occurs that may delay performance by Contractor, or Contractor's agents or sub-contractors of any work or obligation of any kind under this contract, Contractor shall provide notice in accordance with the Notice Provisions of this contract to SAWS within two (2) business days of the date Contractor or Contractor's agents or sub-contractors first knew that the event might cause a delay. Contractor shall provide a written explanation and description of the reasons for the delay, the anticipated duration of the delay, all actions taken or to be taken to prevent or minimize the delay, and a schedule for implementation of any measures to be taken to prevent or mitigate the delay or the effect of the delay. **TIME IS OF THE ESSENCE** in the performance of the requirements of this paragraph and of any work to be performed by the Contractor in this contract.

C. Liability for stipulated penalties.

The Consent Decree provides that the United States of America, the United States Environmental Protection Agency and the State of Texas may assess stipulated penalties against SAWS upon the occurrence of certain events. To the extent that Contractor or Contractor's agents or sub-contractors cause or contribute to, in whole or in part, the assessment of any stipulated penalty against SAWS, Contractor agrees that it shall pay to SAWS the full amount of any stipulated penalty assessed against and paid by SAWS that is caused or contributed to in whole or in part by any action, failure to act, or failure to act within the time required by any provision of this contract. Contractor shall also pay to SAWS all costs, attorney fees, expert witness fees and all other fees and expenses incurred by SAWS in connection with the assessment or payment of any such stipulated penalties, or in contesting the assessment or payment of any such stipulated penalties. In addition to any and all other remedies to which SAWS may be entitled at law or in equity, Contractor expressly authorizes SAWS to withhold all amounts assessed and paid as stipulated penalties, and all associated costs, fees, or expenses from any amount unpaid to Contractor under the terms of this contract, or from any retainage provided in the contract.

SC-4.0 – PROJECT REQUIREMENTS

1. TREE MITIGATION/PROTECTION PLANS

The Contractor shall comply with all requirements set forth in the Tree Presentation Details Plan and any other City of San Antonio requirements for this work. The Contractor shall protect trees and landscape, and perform necessary tree pruning, soil amending, and fertilization in accordance with CoSA items 801 and 802 and Tree Preservation Details Plan. Contractor is to refer to CoSA Special Specification 801 Tree and Landscaping Protection and Special Provision to Special Specification 802 for measurement and payment.

2. SEQUENCE OF WORK

A. Contractor's sequence of work shall comply with the Owner's required prioritization of work sites and other milestone requirements listed in item SC-1.2 of these Special Conditions. Prior to construction, Contractor shall prepare a Sequence of Work Plan Submittal to include proposed construction phasing plan including all preparatory activities such as traffic control plan approvals, bypass pumping plan approvals, erosion/sedimentation controls, tree protection inspections, and coordination for site right-of-entry. Preparation of the Sequence of Work Plan shall not be paid for separately.

3. OTHER CONTRACTS

Other construction activities may be underway concurrently near the "Project Locations" included with this Contract. The table below identifies known conflicts with planned construction activity, however other construction area conflicts may arise. Afford utility companies and other Contractors reasonable opportunity for introduction and storage of their materials and execution of their work.

All work under this Contract must be properly connected and coordinated with that constructed by others. The Owner is not responsible or liable for any claims resulting from delays by other Contractors or utility companies in the area regardless of the entity authorizing such work and any faulty workmanship resulting from such work performed.

| Project Location | Planned Construction Activities |
|--|--|
| Site 124, Broadway St Easement | SAWS Multiple Sewershed Package 17B, Job No. 21-5507 |
| Site 140.1/140.2, W Martin St | SAWS Multiple Sewershed Package 17B, Job No. 21-5507 |
| Site 150, Westfield Dr & W Military Dr | SAWS BPC West Searched Package 6B, Job No 20-4520 |

4. INCIDENTAL CONSTRUCTION ITEMS

All Items called out on the construction drawings or within the specifications which are not itemized in the bid proposal section of these documents shall be considered incidental to the cost of the project.

5. TOPSOIL, HYDROMULCHING, AND SODDING

Contractor shall restore construction access routes and disturbed areas in non-paved areas to match previous existing conditions, and shall include final grading, placement of topsoil and seeding, and placement of sodding. All other areas disturbed exceeding the quantities noted in construction plans shall not be measured or paid for separately and will be considered subsidiary to the pipe burst or sanitary sewer bid item

6. PERMITS

The owner has obtained a Floodplain Development Permit and Tree Permit from the City of San Antonio. Contractor shall notify the appropriate City or TxDOT department prior to construction per the notes in the plans and shall adhere to the terms of the permits included with the Contract Documents. Contractor is responsible for all other required permits per the General Conditions.

7. CPS ENERGY UTILITY POLE BRACING

Contractor shall perform site investigation for each of the sites to confirm which of the project locations will require power pole bracing. The contractor shall begin coordination efforts with CPS Energy immediately after Notice to Proceed is issued to avoid any construction delay. Please refer to SS-1000 'CPS Energy Utility Pole Bracing Allowance' for coordination and payment instructions regarding utility pole bracing by CPS Energy.

8. AFFECTED BUSINESSES AND SCHOOLS

The Contractor shall notify all affected businesses and schools at least fourteen (14) days prior to commencing work on the associated Work Site. A table is provided below for the Work Sites and associated businesses/schools' contact information for the Contractor's convenience.

Contractor shall be responsible for coordination on work hours and providing suitable accommodations for school traffic and pedestrians.

| Project Location | BUSINESS NAME | ADDRESS | TELEPHONE |
|------------------|-------------------------------|------------------|--------------|
| Site 104 | OAK HILLS PRESBYTERIAN CHURCH | 6739 CALLAGHAN | 210-342-0271 |
| Site 118 | JUBILEE-WESTWOOD | 8038 W MILITARY | 210-963-3930 |
| | GAS-O MARKET | 8102 W MILITARY | |
| | KRAHN CAR WASH | 6811 BROWNLEAF | |
| | STERLING ADULTCARE | 543 PINN DR | 210-920-6491 |
| Site 119 | FULL SERVICE AUTO PARTS | 215 RHAPSODY | 210-530-9863 |
| | CENTURY MUSIC SYSTEMS | 214 RHAPSODY | 210-416-2050 |
| | PALMER TODD INC | 203 W RHAPSODY | 210-341-3396 |
| | FAMILY SERVICES ASSOCIATION | 212 W RHAPSODY | 210-541-9222 |
| Site 121 | LEASING OFFICE | 2002 NW MILITARY | 210-758-0129 |
| | PARK CITY BUILDING | 2001 NW MILITARY | 210-8289261 |
| Site 124 | FISK ELECTRIC CO | 8964 BROADWAY | 210-828-3325 |
| | NORTHEAST ISD | 8961 TESORO DR | 210-407-0000 |
| Site 150 | SHOPPING PLAZA LOADING ZONE | 7035 WESTFIELD | |
| Site 157 | HACKBERRY FOODMART | 1242 S HACKBERRY | 210-531-9914 |

9. PAVEMENT RESTORATION QUANTITY CHANGES

Pavement restoration of the intersection of W Martin St and N Sabinas St included in the quantities for Site 140.1/140.2 is contingent upon approval from the SAWS Inspector. The Contractor will not receive payment for the pavement restoration of this intersection without approval from SAWS and/or the Engineer. Pavement restoration quantities included for this intersection are listed below.

| ITEM NO. | DESCRIPTION | UNIT | QTY |
|----------|---|------|-----|
| 203.1 | TACK COAT | GAL | 30 |
| 205.3 | HOT MIX ASPHALTIC PAVEMENT, TYPE C (3" COMP. DEPTH) | SY | 271 |
| 206.1 | ASPHALT TREATED BASE (ATB) (12" COMPACTED DEPTH) | SY | 271 |

10. NEISD PROPERTY STIPULATIONS

Bypass pumping operations for Project Location 124 will occur on San Antonio North East Independent School District (NEISD) Property (8961 Tesoro Dr). Any Damage to the NEISD property must be repaired to meet NEISD Construction/Repair standards by the Contractor (N.S.P.I). The Contractor must submit pre-construction digital photos of the site prior to performing any construction activities and post-construction digital photos of the site after substantial completion at the Project Location to SAWS.

1

The CONTRACTOR is to coordinate with NEISD in order to schedule the proposed bypass pumping operations on NEISD property at 8961 Tesoro Dr. The CONTRACTOR shall coordinate with the contact person listed below to schedule these operations no more than 24 calendar days after award of this contract.

NEISD Engineering: John Carline
jcarli@neisd.net
210-356-9363 (Office)
210-382-7993 (Mobile)

11. UNIFORMED OFFICER

The line item included for Item 530 "Uniformed Officer" is reserved for payment for providing an off-duty police officer for traffic control or for security with the public as deemed necessary by SAWS Inspector and SAWS Security. Payment will be measured and paid at the unit price bid per hour (HR).

If a police officer is needed to escort SAWS employees or contractors due to a customer not allowing easement access on a project or there is a threat of violence, the request is made through SAWS' contractor, Securitas. Contractors may contact the following contact person listed below for more information:

Securitas District Manager: Abe Barge
Abe.Barge@securitasinc.com
210-647-9770 (Office)

Special Provisions to Technical Specifications

These Special Provisions amend or supplement the Technical Specifications Item No. 851. All provisions which are not so amended or supplemented remain in full force and effect.

851.4 PAYMENT

Add the following:

“Payment for manhole adjustment shall include ring and cover replacement with SAWS approved cover, flowable fill backfill and manhole concrete encasement. These items are considered subsidiary to Item 851.”

All other language in specification 851 shall remain in full force.

1

San Antonio Water System Construction Specifications
Special Provisions to Sanitary Sewer Manholes

Item No. SP 852

These Special Provisions amend or supplement the Technical Specifications Item No. 852. All provisions which are not so amended or supplemented remain in full force and effect.

852.4 MATERIALS

DELETE the following in Section 852.4.6.a:

“(5) Conshield Biotech Armor”

All other language in specification 852 shall remain in full force.

These Special Provisions amend or supplement the Technical Specifications Item No. 864-S1. All provisions which are not so amended or supplemented remain in full force and effect.

864.5 CONSTRUCTION

ADD the following:

12. Contractor is responsible for determining if suction or discharge manhole ring and cover has sufficient dimensions to accommodate bypass piping. Contractor shall remove ring and cover or cone as necessary to accommodate bypass piping. Upon completion of bypassing operations, Contractor shall replace existing manhole components to their original location and condition.

864.7 MEASUREMENT AND PAYMENT

ADD the following Bid Items to paragraph:

Item 864-S1 – Bypass Pumping – Small Diameter Sewers - Site ____ – lump sum (per site)

All other language in specification 864-S1 shall remain in full force.

These Special Provisions amend or supplement the Technical Specifications Item No. 864-S2. All provisions which are not so amended or supplemented remain in full force and effect.

864.5 CONSTRUCTION

ADD the following:

13. Contractor is responsible for determining if suction or discharge manhole ring and cover has sufficient dimensions to accommodate bypass piping. Contractor shall remove ring and cover or cone as necessary to accommodate bypass piping. Upon completion of bypassing operations, Contractor shall replace existing manhole components to their original location and condition.

864.7 MEASUREMENT AND PAYMENT

ADD the following Bid Items to paragraph:

Item 864-S2 – Bypass Pumping – Large Diameter Sewers - Site ____ – lump sum (per site)

All other language in specification 864-S2 shall remain in full force.

**San Antonio Water System Construction Specifications
Special Provisions to Rehabilitation of Sanitary Sewer By
Cured-In-Place Pipe (Hot Water Cured)**

Item No. SP 901

These Special Provisions amend or supplement the Technical Specifications Item No. 901. All provisions which are not so amended or supplemented remain in full force and effect.

Title: Remove “OR STEAM” from title of specification

901.3.4 Submittals: ADD the following to paragraph 4:

Design calculations shall be identified by site number, SAWS manhole numbers and compkey/segment identified in the plans.

901.3.6 Submittals: ADD the following to paragraph 6:

Map shall provide sufficient detail to indicate which pipe segments will be installed from each insertion location. Map shall also show any locations for field wet-out (“over the hole”) insertion locations. Indicate source of water and pipeline route for each segment cured by hot water. Indicate location for any site-built towers or other temporary structures needed to obtain sufficient pressure head for liner installation.

901.4 Materials: ADD the following paragraph:

5. Hydrophilic End Seal Sleeves are required at each end of the pipe segment to be rehabilitated. LMK Technologies “Insignia” Hydrophilic end seal sleeve or Engineer approved equal shall be used.

901.4.3.e.6 Materials: DELETE this section in its entirety and Replace with the following:

Soil Modulus: 500 psi. Contactor may submit calculations signed and sealed by a Texas Professional Engineer utilizing other values for soil modulus so long as those values are part of the sealed calculations, and the calculation method complies with ASTM F1216. Allowable soil modulus shall not exceed 1,000 psi.

901.4.3.e.7 Materials: DELETE this section in its entirety and Replace with the following:

Groundwater depth shall be assumed at ground surface.

901.4.4 Materials: Delete this section in its entirety and Replace with the following:

- a. Acceptable Manufacturer CIPP product must meet all requirements set forth in this Specification Item No. 901.

901.5.1.a Construction: Delete this section in its entirety and Replace with the following:

1. Installer Qualification Requirements
 - a. Installation of the CIPP products shall be performed by a work force that is experienced and certified in installation of the products. The installer shall be certified by the CIPP product manufacturer to have been trained and approved in the installation of their CIPP products and have a minimum of five (5) years total experience with the product.
 - b. Contractor shall submit to Owner at least three (3) recent references of the CIPP installer, indicating successful installation of proposed hot water cured CIPP on projects of at least 1,500 linear feet of 8” or larger pipe. References shall include date completed, bid amount, final contract amount (including change orders), and reference contact information (owner, contract name, title, email, and phone number).

**San Antonio Water System Construction Specifications
Special Provisions to Rehabilitation of Sanitary Sewer By
Cured-In-Place Pipe (Hot Water Cured)**

Item No. SP 901

- c. CIPP installer's project manager shall have a minimum of five (5) years of CIPP installation experience and must be on-site during the installation of the CIPP products. Experience shall be documented to the Owner's satisfaction in the form of a resume of work experience detailing scope of work (linear footage and pipe diameters), location of work, and reference contact information (owner, contact name, title, email, and phone number).
- d. Installer's superintendent shall have a minimum of five (5) years of CIPP installation experience and must be on-site during the installation of the CIPP products. Experience shall be documented to the Owner's satisfaction in the form of a resume of work experience detailing scope of work (linear footage and pipe diameters), location of work, and reference contact information (owner, contact name, title, and phone number).

901.5.2.a Construction: Delete the following from paragraph 1

"or steam curing"

901.5.10.g Operation: Delete the following from paragraph 1

"or steam"

901.8.1 Payment: Delete the following from payment title

"OR STEAM"

All other language in this specification 901 remains in full force.

These Special Provisions amend or supplement the Technical Specifications Item No. 1103. All provisions which are not so amended or supplemented remain in full force and effect.

1103.2 MATERIALS

REPLACE paragraph "1" with the following:

1. Material of sanitary sewer pipe and lateral:

Material for sanitary sewer pipe and laterals shall be SDR-26 PVC and conform to ASTM D2241, Item No. 848, "Sanitary Sewers" and Item No. 854, "Sanitary Sewer Laterals." If point repair is located at a service connection, use a full-bodied fitting for the service connection. No field fabrications of fittings are allowed.

1103.3 MEASUREMENT

REPLACE paragraph "1" with the following:

1. Measurement for sewer line point repair is on a unit price basis for each repair performed.
 - a. Minimum length of pipe to be replaced for each repair, regardless of depth of sewer line measure from natural ground to flow line at point repair
 - b. 20 feet minimum length.
 - c. Measurement for sewer line extra length point repair is on a linear foot basis in excess of minimum replacement length specified above.

All other language in specification 1103 shall remain in full force.

1020.5 PAYMENT

DELETE this section in its entirety and REPLACE with the following:

Payment to the Contractor will be made in accordance with Item No. 1020 as contained in the bid proposal. However, the Contractor is cautioned that no payment will be made by SAWS when particular breaks and/or leaks are a direct result of the Contractor's construction operations. Where encountered, payment to the Contractor for cutting and replacing pavements (any type), curbs, sidewalks and sodding shall be considered subsidiary to the various items of work under Item No. 1020 of the bid proposal and no direct payment will be made.

Such payment shall include all pipe and appearances required as well as protective coating materials for bolts, nuts, ferrous surfaces, polyethylene sleeve where required and any pumping of water, necessary hauling, and disposition of surplus excavated material

All other language in specification 1020 shall remain in full force.

These Special Provisions amend or supplement the Technical Specifications Item No. 540. All provisions which are not so amended or supplemented remain in full force and effect.

540.2 MATERIALS

DELETE the first paragraph and REPLACE with the following:

The Contractor shall place erosion control measures in accordance with this section and the Contractor provided Stormwater Pollution Control Plan. The Engineer may increase or decrease the quantity of these measures if the Contractor's selected measures and locations are not preventing runoff of sediment from the Work Site. Pollution control measures may be applicable to contractor operations outside of the right of way where such work is necessary as a result of roadway related construction such as construction and haul roads, field offices, equipment and supply areas, and material sources.

540.4 CONSTRUCTION

DELETE Section 540.4.A.1 and REPLACE with the following:

A. Contractor Responsibilities.

1. **SW3P.** Contractor shall provide Storm Water Pollution Prevention Plan (SW3P) designed in accordance with the specific or general storm water requirements. SW3P shall be sealed by a professional engineer licensed in the state of Texas. Prevent water pollution from storm water associated with construction activity from entering any surface water or private property on or adjacent to the project site. The Contractor shall effectively prevent and control erosion and sedimentation on the site at the earliest practicable time as outlined in the approved schedule. Control measures, where applicable, will be implemented prior to the commencement of each construction operation or immediately after the area has been disturbed.

540.5 MEASUREMENT

DELETE this section in its entirety and REPLACE with the following:

This item is measured as lump sum and shall include the installation and maintenance of control measures necessary to prevent and control soil erosion, sedimentation, and water pollution as necessary to comply with this item of work.

540.6 PAYMENT

DELETE this section in its entirety and REPLACE with the following:

Payment shall be made per lump sum. This price shall be full compensation for furnishing and installing all labor, materials, supplies, equipment, and incidentals necessary to complete this item of work. The lump sum price will be pro-rated based on the number of calendar days in the project contract.

All other language in specification 540 shall remain in full force.

507.2 MATERIALS

ADD the following paragraph

P. Wooden Fencing: New materials that are required to replace wooden fencing at the location indicated on the Drawings shall be of equal quality to the existing materials. Used materials from other projects or from the Contractor's own used material stocks will not be allowed. The new materials to be furnished will be those necessary to replace items from the existing fence which were damaged during removal operations or which for other reasons cannot be reused All timber shall be sound and free from all decay, shakes, splits or any other defects, which would make it structurally unsuitable for the intended purpose.

507.7 BID ITEM”

ADD the following paragraph:

ITEM 507.6.1 – Remove and Replace Wooden Fencing (6 FT. high) – Per linear foot

ITEM 507.6.2 – Remove and Replace Wooden Fencing (8 FT. high) – Per linear foot

DISCLAIMER

The video clips being provided through the FTP site are for the **SAWS Multiple Sewershed Package 17A Project**. Since these videos have been compiled over a period of time, many of the images may be outdated and no longer accurate. The video clips are being made available for the sole purpose of providing historical background information that may assist Respondents in preparing their response to this solicitation. As planning for any project evolves, important aspects often change. This project is no exception. SAWS makes no representations about the accuracy of this information and disclaims any responsibility for its use.

The FTP details will be provided upon return of this form.

AGREED TO:

Printed Name

Signature

Typed/Printed Firm Name

Date: _____